



# TORINO NPR 1813 - STOF (User Guide)

Date	10-8-2020
Revision	00
Use Guide for TORINO NPR 1813 - STOF	



## Armrest Height Adjustment

Height adjustment procedure  
Pull the lever upwards and find the required position.



## Back Height Adjustment

Back height adjustment procedure  
Pull up the backrest upward to find the required position.



## Seat Depth Adjustment

Seat depth adjustment procedure  
Pull out the seat cover right lever and glide forwards or backwards.



## Armrest Expand Adjustment

Expand adjustment procedure  
Push the lever down and find the required position - pull up the lever up to lock.




## Armpad Slide Adjustment

Armpad sliding procedure  
Push the armpad button and pull forwards, backwards, in and out to find the required position.



## Armpad Rotate Adjustment

Armpad sliding procedure  
Push the armpad button and push round to find the required position.



## Chair Height Adjustment

Height adjustment procedure  
Pull the right lever and find the required position



## Back Tilting

Locking procedure  
Find the required position and push the left lever downwards.

Unlocking procedure  
Pull the left lever upwards and give pressure on the backrest.